



Alcohol and Drug Services Treatment Programs Outcomes & Activities Report

Mission

ADS recognizes the social and health care cost of substance abuse. Our mission is to promote health and wellness through providing high quality prevention and treatment services that transform lives.

Vision

ADS will be the key provider of cutting edge, best practice services that meet the needs of those impacted by substance use.

ADS is committed to providing state-of-the-art, individualized, and person-centered substance abuse education and treatment. We believe recovery is a lifelong process and our services are designed to help individuals begin the process of recovery and to develop support systems in the community in order to begin rebuilding their lives.

ADS has many dedicated, highly credentialed professionals with years of experience providing evidence-based services in the field of substance abuse. Our team of professional staff have been trained in best practice therapeutic treatment approaches including Cognitive Behavioral Therapy, Motivational Enhancement Therapy and Relapse Prevention Therapy.

Our Treatment Services are guided by the following principles:

- Addiction is a brain chemistry disease that clients did not intentionally contract. Addiction is preventable and treatable.
- Recovery is a lifelong process.
- The client assumes an active role in his/her own treatment.
- Treatment services are designed to address assessed needs utilizing client strengths and natural supports to establish goals, individual to each consumer.
- Abstinence from alcohol, illicit drugs, all non-prescribed medications and other mood altering chemicals is the desired substance abuse related goal for clients with a dependency diagnosis.
- Group therapy is the primary treatment modality for the majority of the clients we serve.
- Client input is important, therefore, planning and evaluation of services is a shared responsibility

Program Activities

FY 2018-2019

Assessments	925
Group Sessions	1,038
Individual Sessions	3,854
Psych Evaluations	443

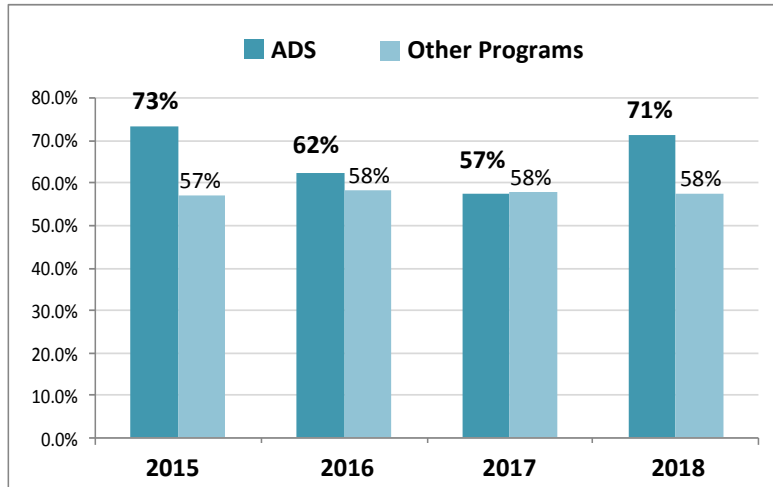
No. Served by Program

FY 2018-2019

PROGRAM	# SERVED
OPIOID TREATMENT	398
OUTPATIENT SERVICES	447
TOTAL	845

Unduplicated Count

Helpfulness of Program Services

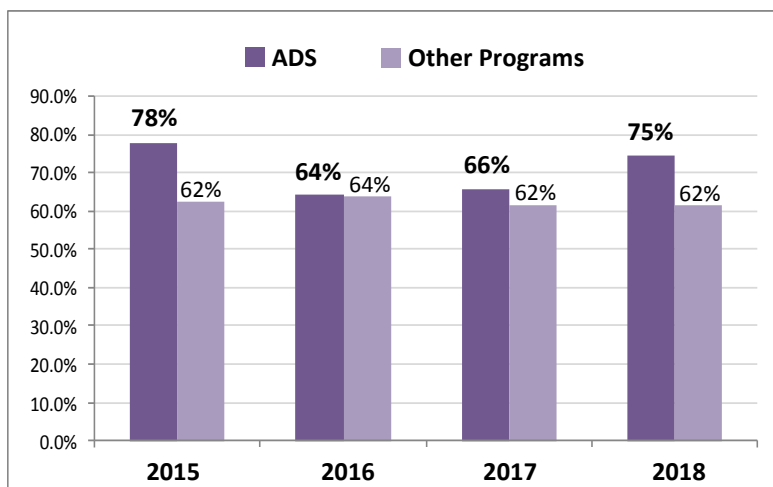
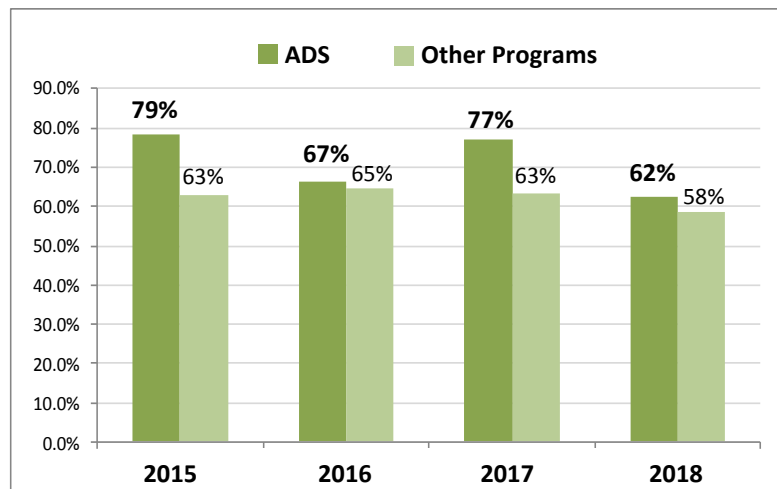


Control over Life

Percentage of consumers who reported program services were very helpful in helping them gain control over their lives.

Hope about Future

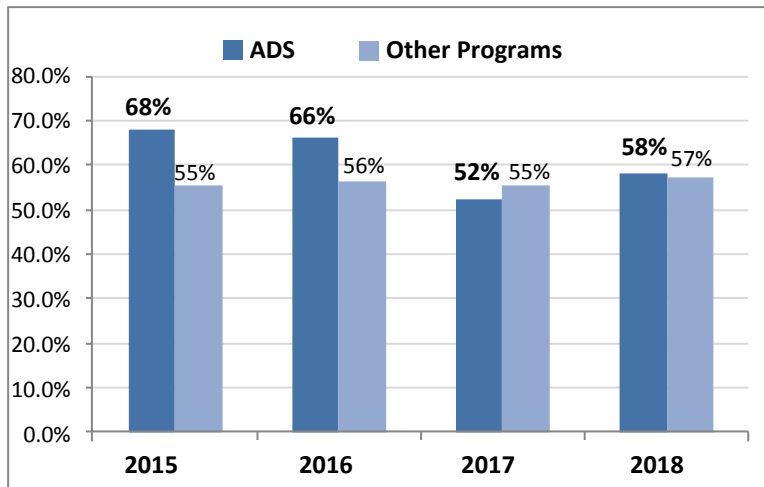
Percentage of consumers who reported program services were very helpful in increasing hope about the future.



Quality of Life

Percentage of consumers who reported program services were very helpful in improving their quality of life.

90-day Treatment Outcomes

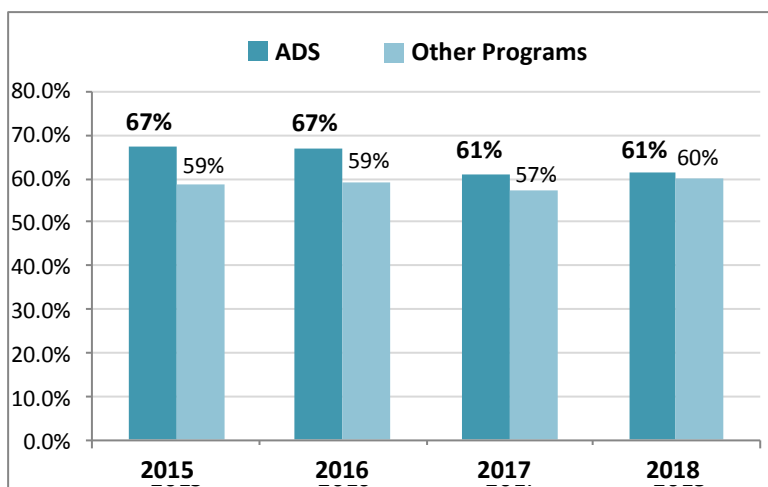
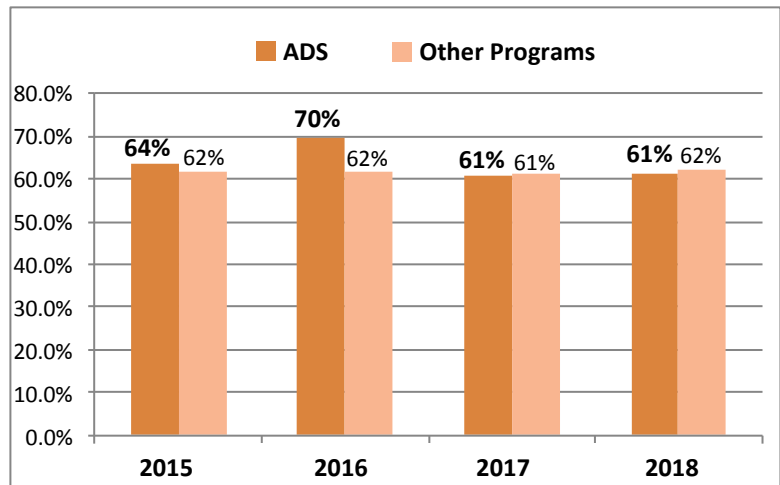


Emotional Health

Percentage of consumers who reported their emotional well-being as good or excellent.

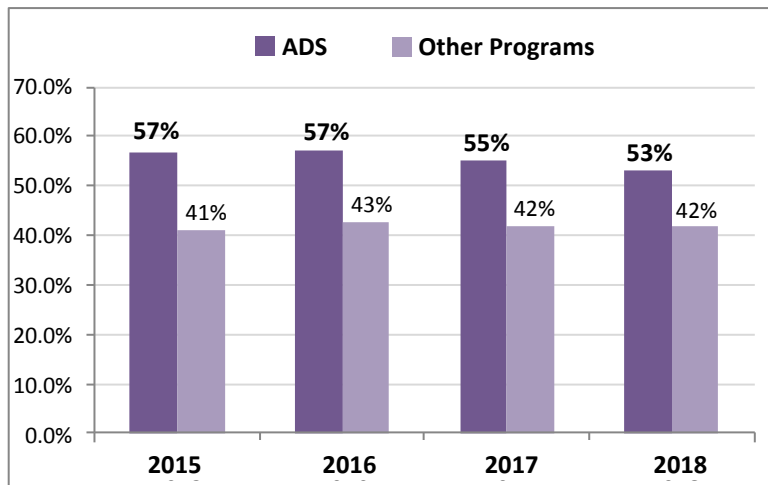
Physical Health

Percentage of consumers who reported being in good or excellent physical health.



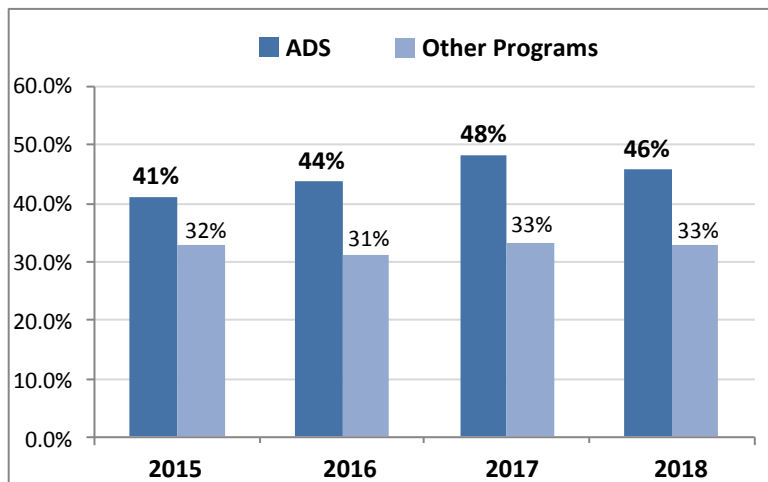
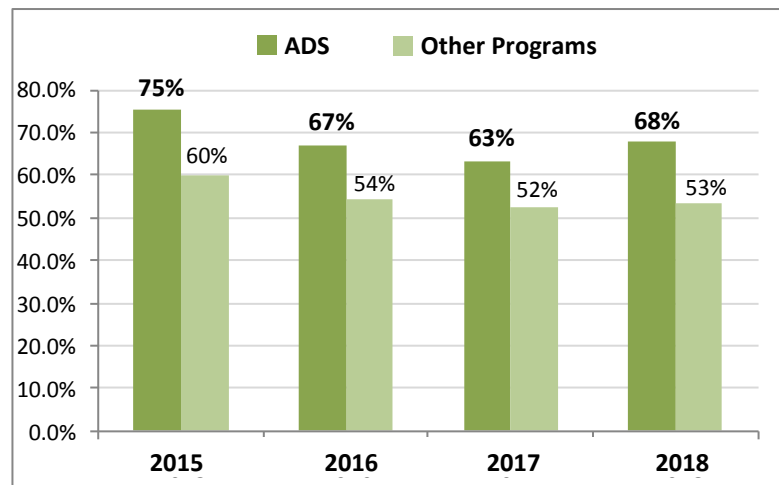
Relationships with Family or Significant Others

Percentage of consumers who reported their relationships with family or significant others as good or excellent.



Mental Health Symptoms

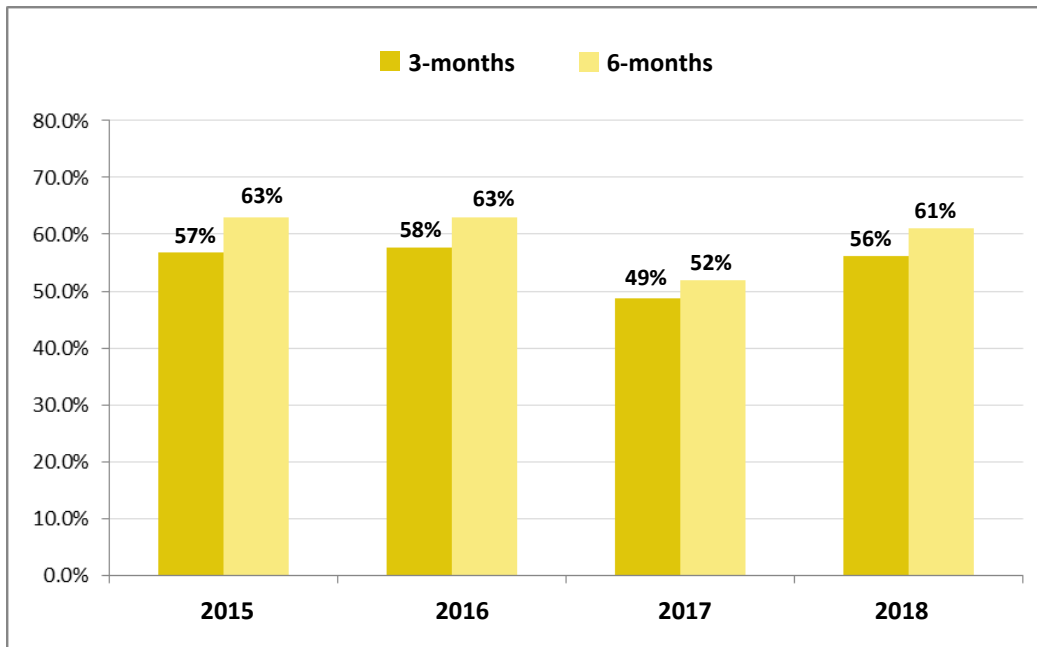
Percentage of consumers who reported none or mild mental health symptoms.



Rate of Abstinence

No Drug Use

Percentage of consumers who reported no drug use.



No Alcohol Use

Percentage of consumers who reported no alcohol use.

