



Guilford County Local Reentry Council Summary

January 1, 2020 to December 31, 2020

Overview

The mission of Local Reentry Councils (LRCs) is to reduce recidivism and victimization, increase public/community safety, create a network of individuals and organizations assisting justice involved, maximize the use of existing resources and services; and develop innovative response to address gaps in resources and services. This report provides an overview of the clients served at Guilford County Local Reentry Council from January 1, 2020 - December 31, 2020, as well as the services provided to these clients and their outcomes.

Note that numbers in this report may be slightly higher based on multiple entries for clients who returned for additional services or may be lower due to missing data.

Participants

Counts of Population Served

Total Clients Served*	127
Enrollments	110
Dismissals	0

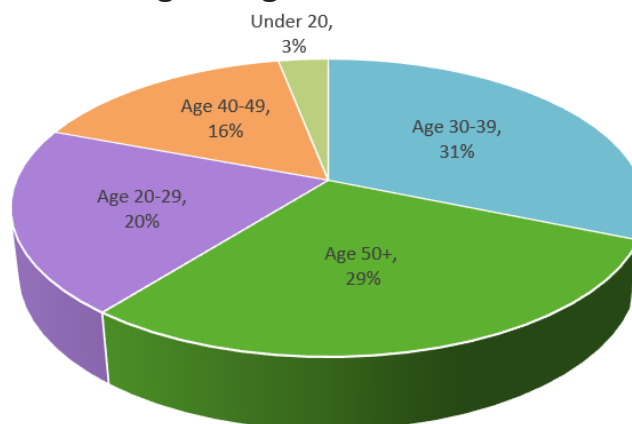
*Includes clients enrolled prior to January 1, 2020 still receiving services in 2020.

Gender

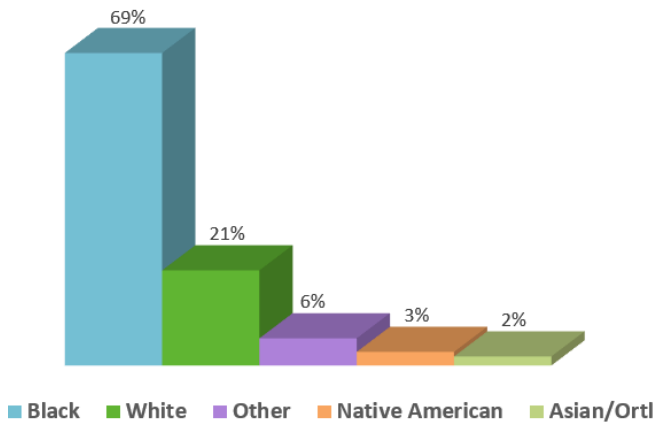
Male	Female	Transgender
78%	22%	0%
(99)	(28)	(0)



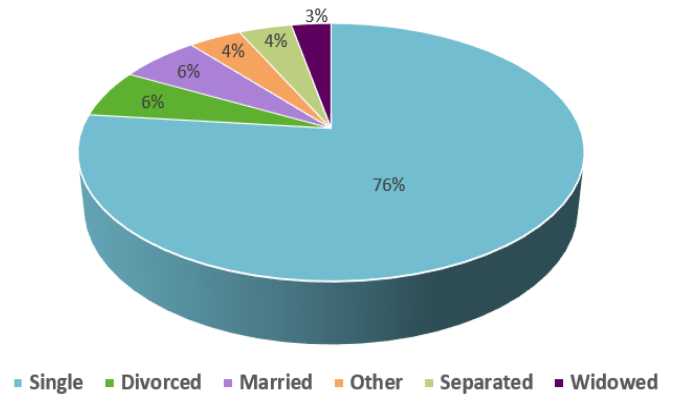
Age Range at Enrollment



Race



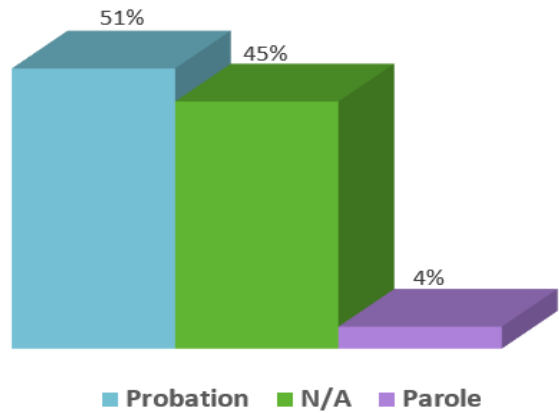
Marital Status at Enrollement



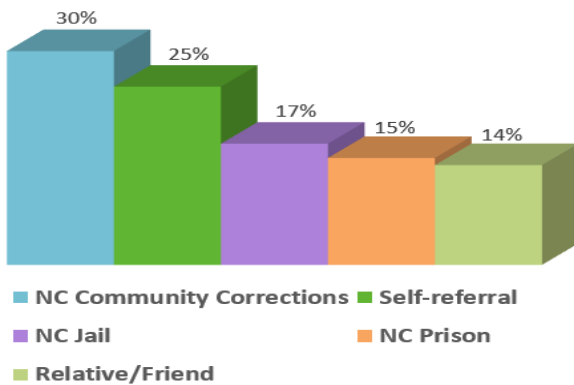
Ethnicity

Non-Hispanic	Hispanic
95%	5%

NC Supervision Type



Referral Source



Risk Factor Scores

The Proxy Data Rating Scale measures the probability of an individual reoffending.

Low Risk	Medium Risk	High Risk
97%	0%	3%

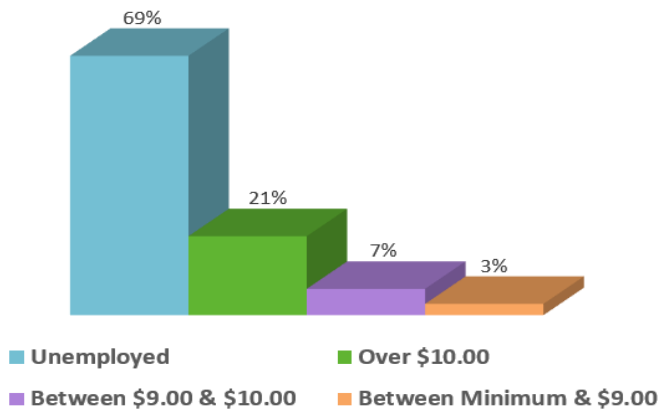
Activities

Most Frequent Services Completed

LRCs, in conjunction with their local partners, provide clients with access to one-time, short-term and long-term supportive services. Clients can receive more than one service.



Current Wage Status of Those Employed



Most Frequent Job Category of Those Employed

Other	100%
-------	------