

GUILFORD COUNTY HEALTH & HUMAN SERVICES DEPARTMENT

Division of Public Health



GUILFORD COUNTY'S NON-TRADITIONAL TESTING (NTS), EXPANDED TESTING SERVICES, and Clinical Services

Dennis M. Jenkins, Sr.
Division Director Health Education Director

Karen Hicks, MSN, FNP-BC
Advanced Practice Provider



NTS Program Summary

- The NTS program is grant funded since 1995 by North Carolina's HIV/STD Prevention and Care Section which allows HIV & STD screenings at testing sites outside of traditional clinic settings.

Guilford County Health Education Division, Sexual Health Action Group



Contact Us:
guilfordcountync.gov

Mobile HIV & STI
Screening services

HIV + STI Community
Outreach and Special
event Screening

HIV/STI Referral for
Treatment

Resource the of our
contractors with
testing supplies and
laboratory testing



Triad Health Project (THP) has been collaborating with GCDPH since 1986.

THP provides the services below:

- Fixed clinic in Greensboro and High Point Clinics
- HIV Case Management for clients living with HIV and or impacted by HIV
- Higher Ground (a House) a sanctuary for people living with and impacted by HIV
- Food Pantry

TRIAD HEALTH
PROJECT

Contact Information:

<https://triadhealthproject.org/services/>



Piedmont Health Services & Sickle Cell Agency (PHSSCA) had been collaborating with GCDPH since 1995

- SCOPE (Street Community Outreach Prevention Education Program)
- Fixed Site Clinics in Greensboro & High Point
- Expanded Testing Services (ETS) at the Guilford County Detention Centers in Greensboro and High Point



Piedmont Health Services
and Sickle Cell Agency

<https://www.piedmonthealthservices.org/>



PUBLIC HEALTH

**NIA
Community
Action Center
(NCAC)** has
been
collaborating
with GCDPH
since 2003.

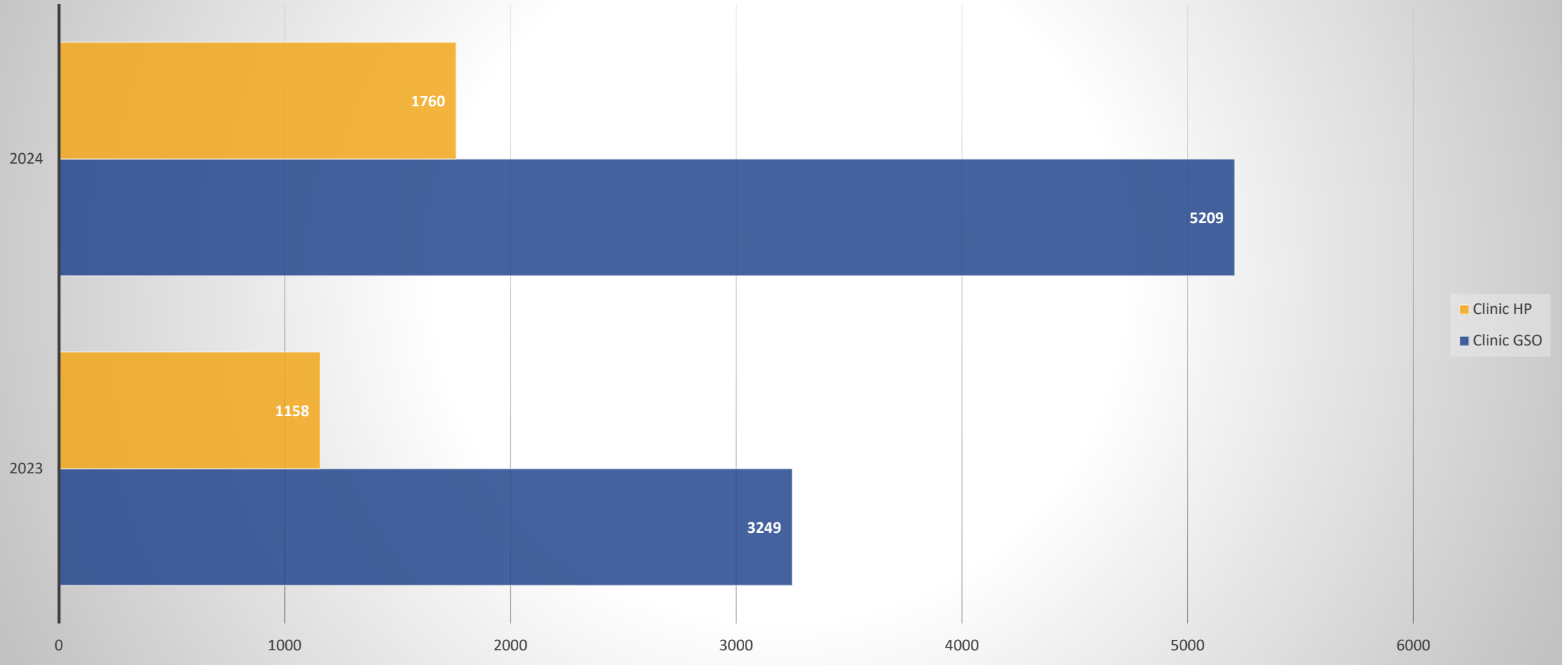
- Fixed Site Clinic in Greensboro
- Education / Prevention
- Special Events and community outreach
- Social Network Strategies (SNS) client referral of family, friends, or associates for CTRS to the Greensboro clinic



- <https://www.niacacinc.org/>

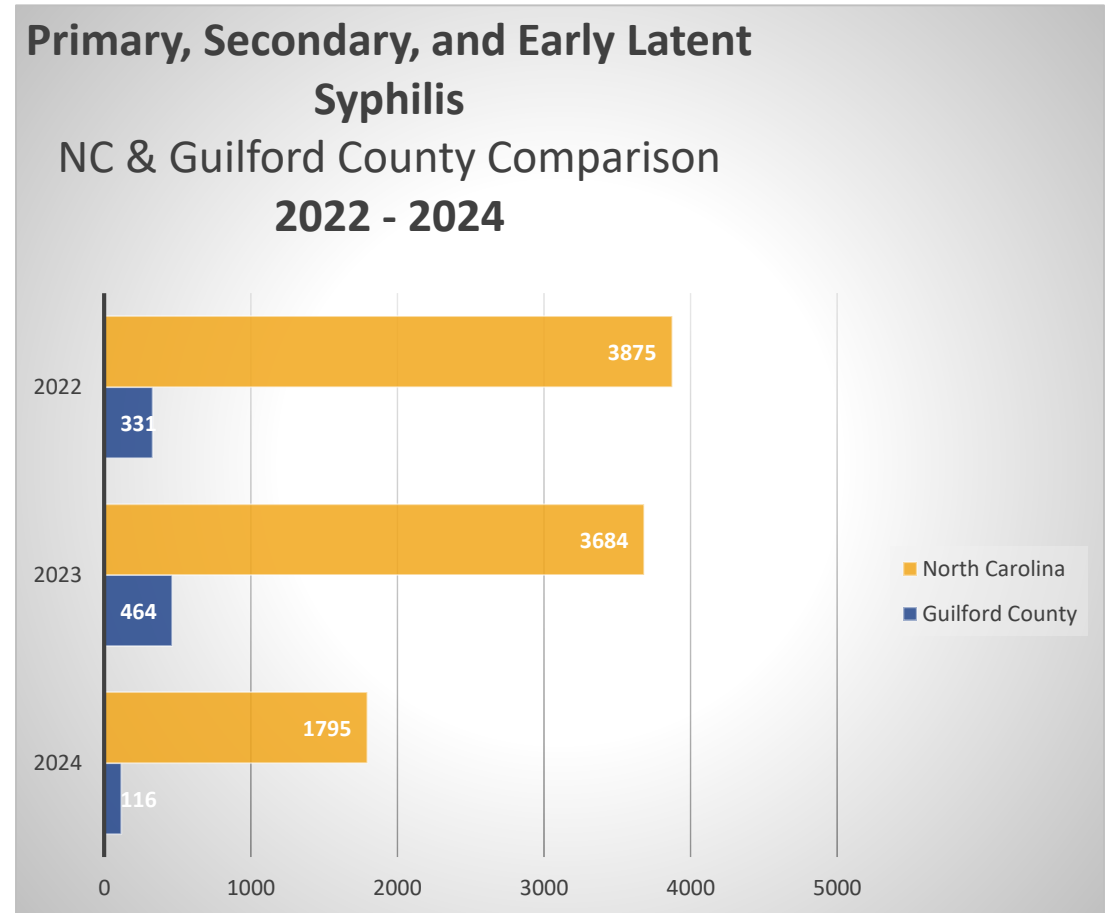
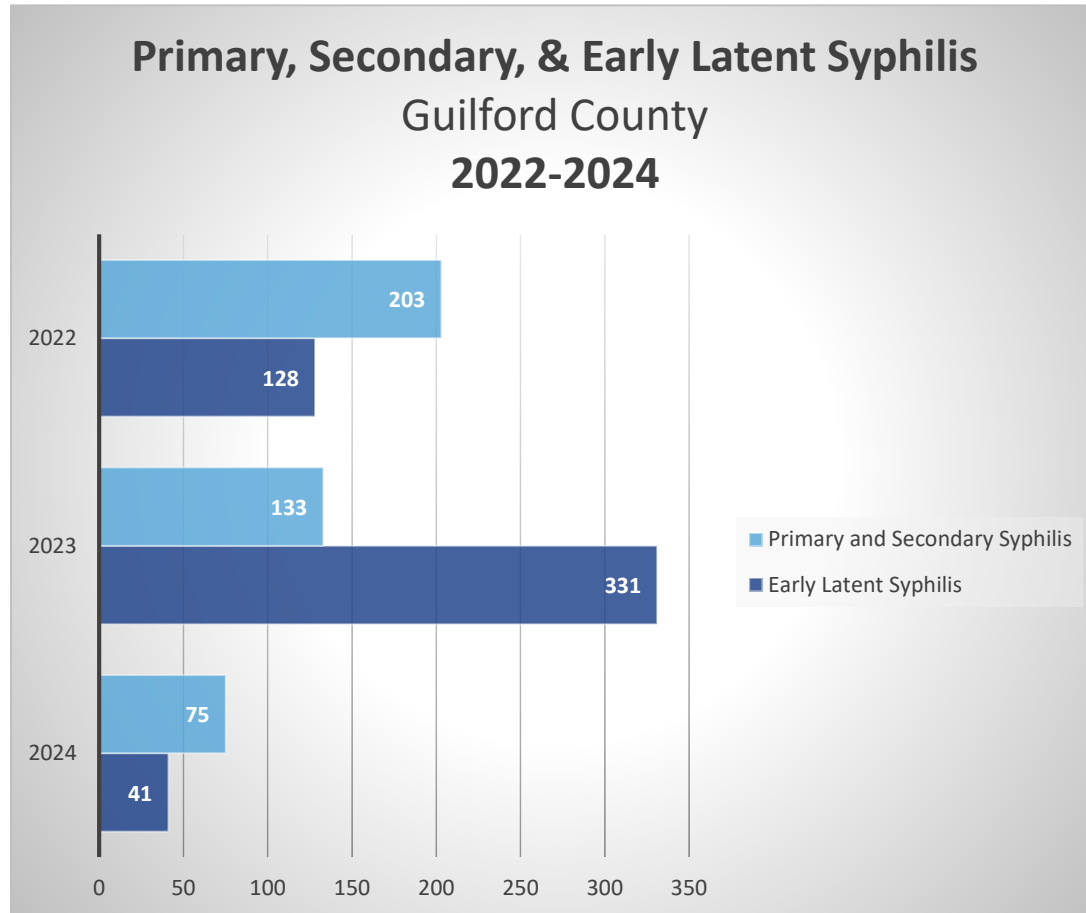


of RPR tests for GSO and HP Clinics July 2023 - Oct 2024



Primary, Secondary, and Early Latent Syphilis

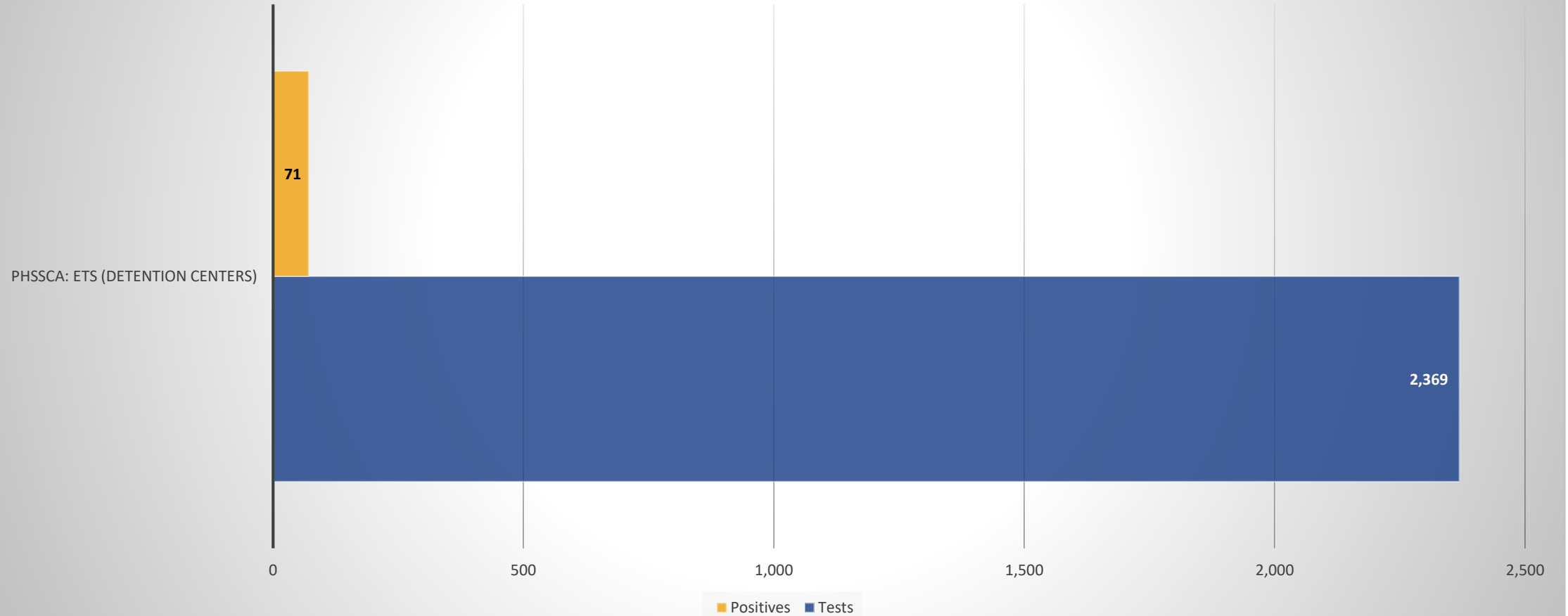
*All data in GC Health Dept, PMD, Hospitals, and Outreach Programs



Expanded Testing Services Summary

GC Detention Centers

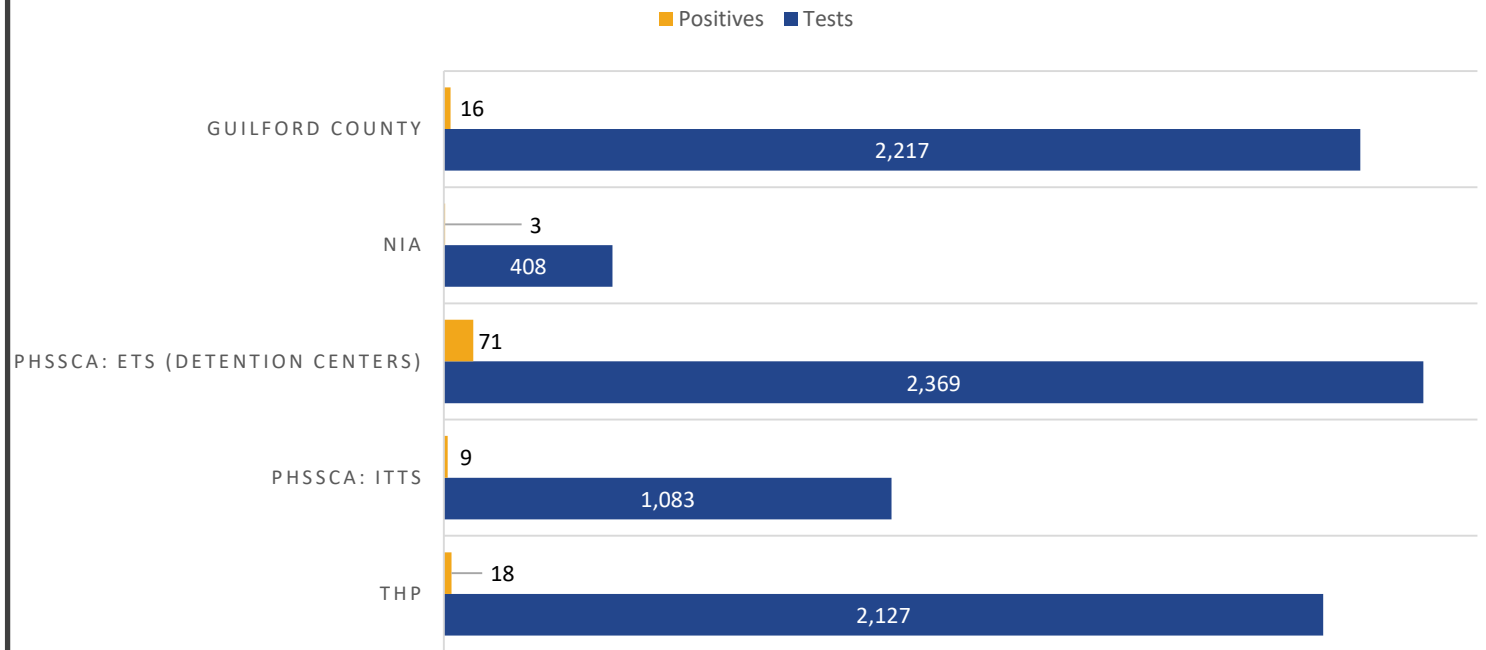
2023 - 2024



NTS syphilis Data across agencies

- Greensboro & High Point
 - Total Number of test events 8,204
- Contributing Agencies:
 - Guilford County's Health Education Division
 - Triad Health Project
 - Piedmont Health Services and Sickle Cell Agency
 - NIA Community Action Center

GUILFORD COUNTY ITTS DATA: TOTAL AGENCIES COMBINED CONTRIBUTING AGENCIES: GCPHD, THP, NIA, PHSSCA 2023



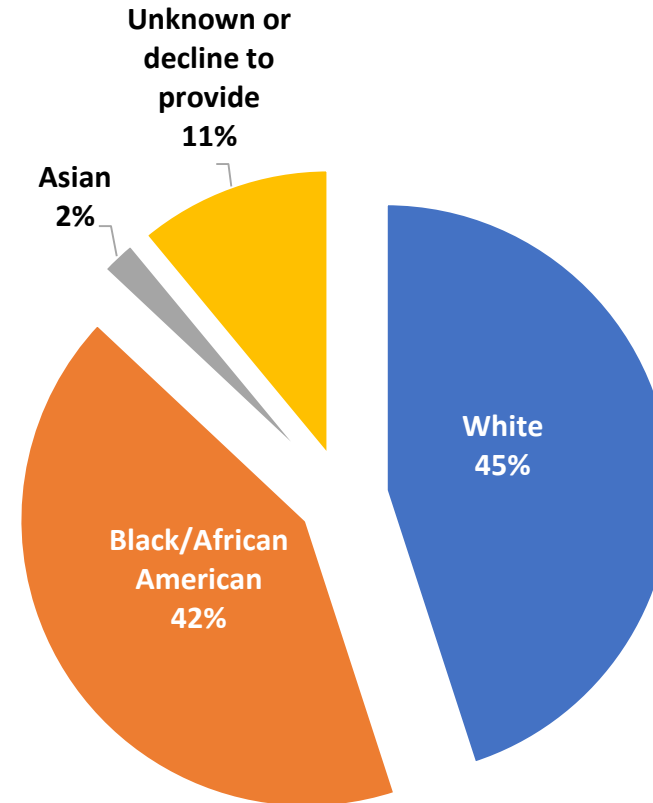
DoxyPEP in Guilford County NC



HIV PrEP Program

March 2018 – present

- Population:
 - ~ 135 patients
 - >95% cis-gender male
 - Age 18 and older (oldest: 67 yrs, avg: 34 yrs)
- Insurance status:
 - 70% insured
 - 30% using financial assistance for drug
- Services:
 - Comprehensive STI testing and care
 - Visit frequency Q3months
- Staff:
 - 1 full time APP, 1 back-up APP, 1 APP in training



10% Hispanic ethnicity

DoxyPEP in Guilford County NC

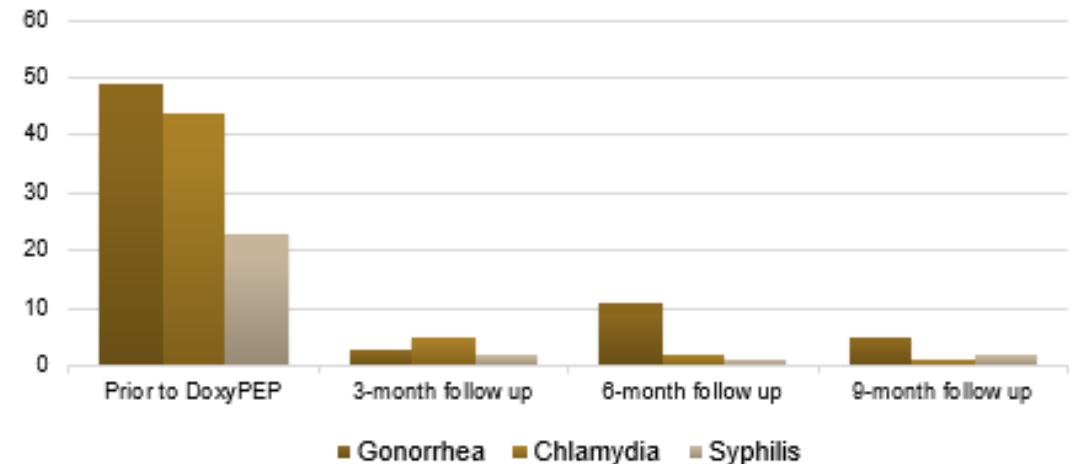


DoxyPEP Program

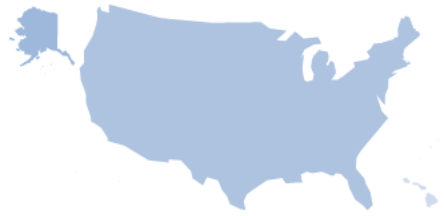
September – December 2023 enrollment

- Eligible for/Offered DoxyPEP:
 - 109 patients (from Sept. - Dec. 2023)
 - 98% cis-gender male
- Started DoxyPEP:
 - 100 patients (92%)
- Medication obtained from:
 - 80% In-house pharmacy (340B pricing)
 - 20% Retail pharmacy
- Reasons DoxyPEP declined:
 - Concern for side effects or antibiotic resistance
 - No perceived risk
 - Currently in monogamous relationship
- Followed Q3mo for 9 months (to present)
 - Over 95% take at least 1 dose per month
 - Average: 4-5 doses/mo (range 0 - 24 doses/mo)
 - Minimal side effects (11% mild GI)
 - 1 person stopped taking due to no longer perceived risk

Bacterial STIs in patients taking DoxyPEP									
	# Patients	Gonorrhea			Chlamydia			Syphilis	
		Pharynx	Urethra	Rectum	Pharynx	Urethra	Rectum	Early	Late
1-2 years before DoxyPEP	109	26	10	13	8	9	27	18	5
3 mo. f/u	89	1	0	2	1	2	2	2	n/a
6 mo. f/u	83	5	2	4	0	1	1	1	n/a
9 mo. f/u	54	2	1	2	0	0	1	2	n/a

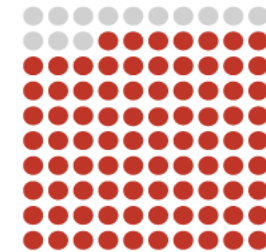


Knowledge of HIV Status in the United States*



In 2021, an estimated
1.2 million people had HIV.

For every 100 people with HIV



87
knew their
HIV status.

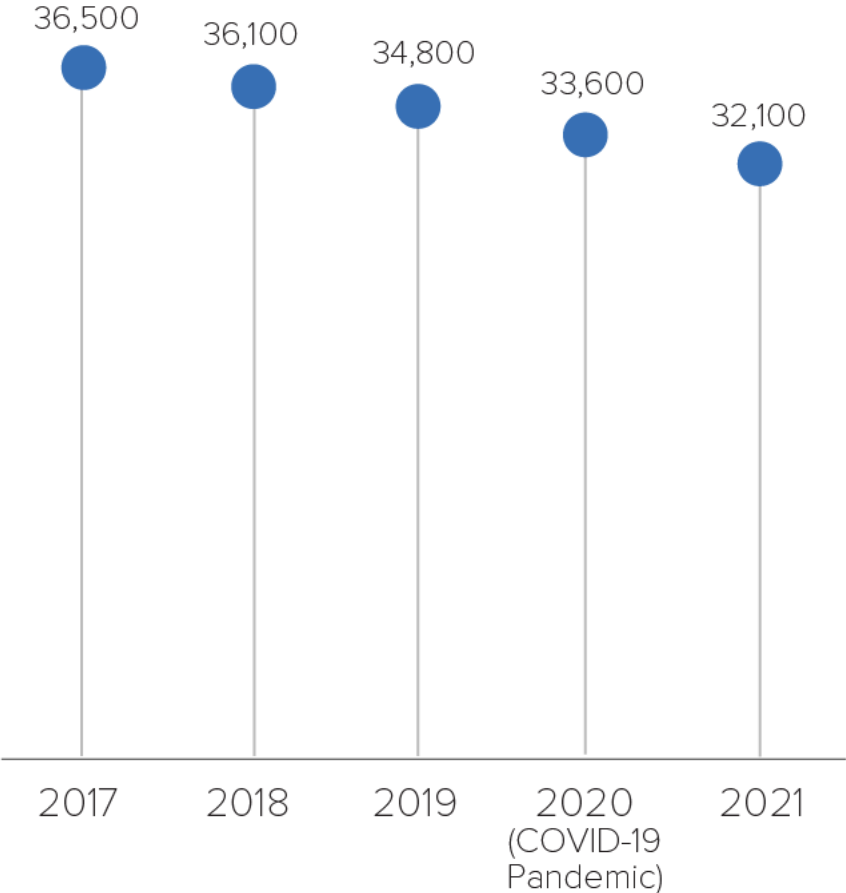
* Among people aged 13 and older.

Source: CDC. Estimated HIV incidence and prevalence in the United States 2017–2021. *HIV Surveillance Supplemental Report* 2023;28(3).



Estimated HIV Infections in the United States Over Time*

Estimated HIV infections decreased 12% overall from 2017 to 2021.



Estimates for years 2020 and 2021 should be interpreted with caution. See Technical Notes for more information.

* Among people aged 13 and older.

Source: CDC. Estimated HIV incidence and prevalence in the United States 2017–2021. *HIV Surveillance Supplemental Report* 2023;28(3).



Why the decreasing HIV numbers nationally?

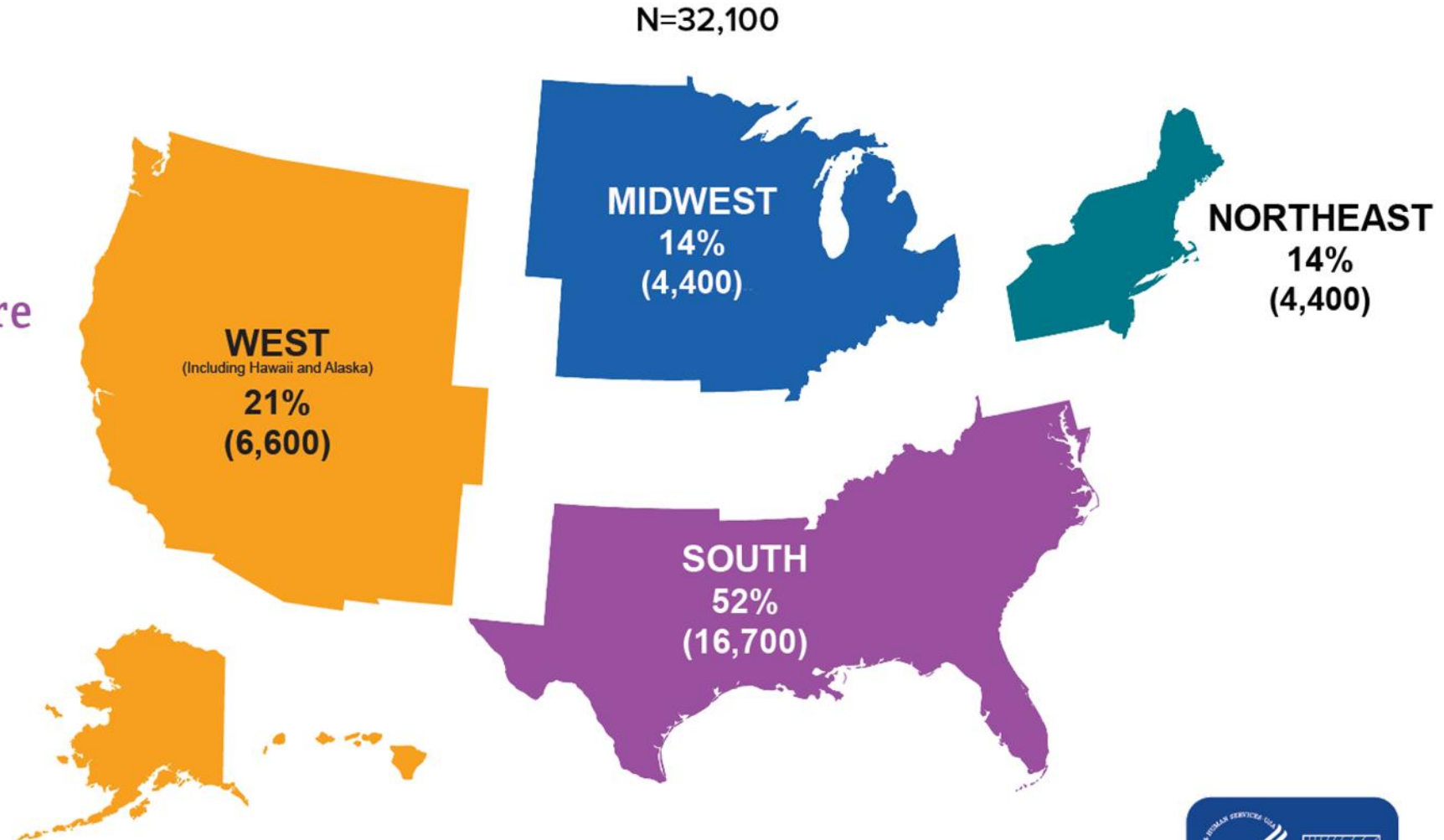
Increased reach of
HIV testing

Linking and
retaining
individuals into
HIV treatment

Pre-exposure
prophylaxis (PrEP)

Estimated HIV Infections by Region*

The South accounted for more than half (52%) of estimated HIV infections in 2021.



* Among people aged 13 and older.

Source: CDC. Estimated HIV incidence and prevalence in the United States 2017–2021. *HIV Surveillance Supplemental Report* 2023;28(3).



Barriers to Accessing PrEP in the Community

Difficulty to take time away from work and transportation to appointments will delay a follow up appt

Stigma around sexual behavior and HIV and Public Health

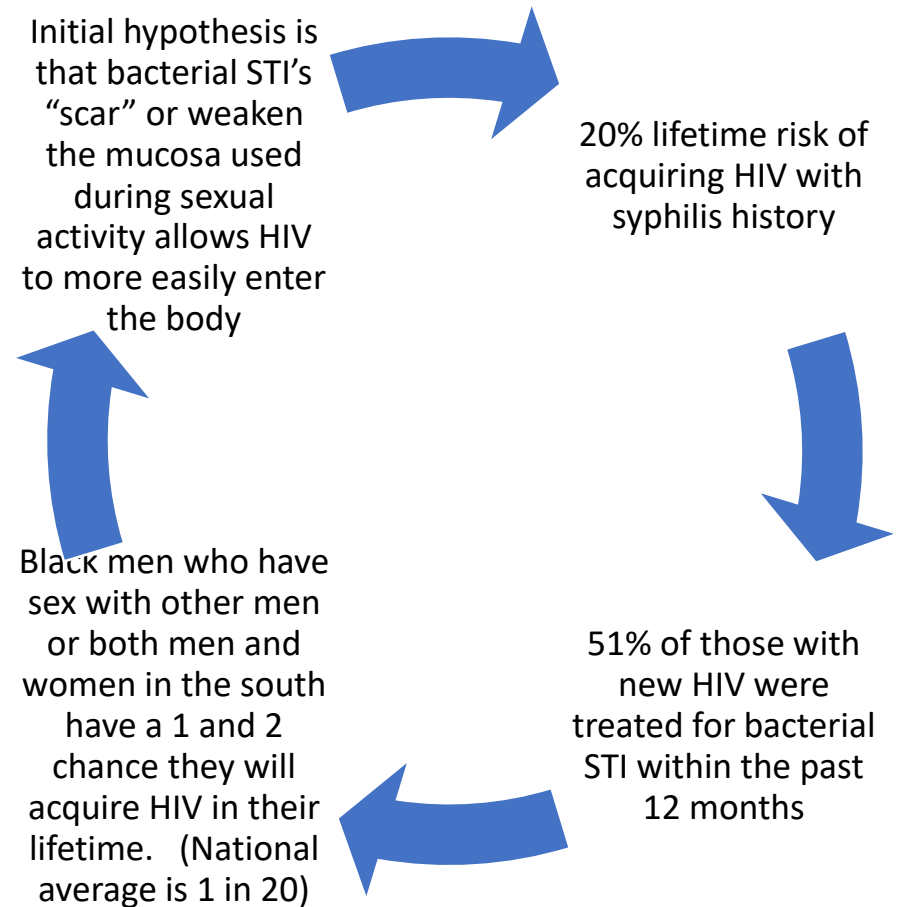
Cost- medicine is usually covered by insurance however prior authorizations needed, drug assistance from the pharmaceutical company,

Cost- office visits and lab testing—Even with insurance visits can cost hundreds of dollars

3 month follow up needed to ensure HIV status is remaining negative while on medication













Lack of prescribing providing prescribers and care coordinators

HIV/SYPHILIS—What's the Link to Bacterial STD's



Guilford County STI clinic 4 day average number of sexual partners is 3.73 - Range 0 to 15 partners

SEXUAL EXPOSURE CHART
(if every person has only the same number of partners as you)

Number of Sexual Partners		Number of People Exposed to
1		1
2		3
3		7
4		15
5		31
6		63
7		127
8		255
9		511
10		1023
11		2047
12		4095

"When you have sex with someone, you are having sex with everyone they have had sex with for the last ten years, and everyone they and their partners have had sex with for the last ten years."
C. Everett Koop, M.D., Former U.S. Surgeon General

"Many teenagers, as well as adults, are indirectly exposed to more than one sexual partner each year because their partner has had sex with someone else."
Alan Guttmacher Institute, 1994

Summary

The Increasing rates of sexually transmitted infections, will eventually lead to an increase the incidence of HIV within Guilford County and the surrounding communitites

PrEP and DoxyPEP are the latest strategies to decrease incidence of bacterial STI's and HIV within the community both approved by the CDC and the state of NC

PrEP and DoxyPEP are offered on a limited bases only to the individuals at highest risk of STI and HIV transmission

PrEP and DoyPEP are highly successful at decreasing HIV and STI rates among the current programs participants

Multiple barriers to PrEP and DoxyPEP with patients and community currently limit availability of PrEP and DoxyPEP

QUESTIONS?

